

# Interfaces

Mike MacIntosh  
UK ATC



# Outline

- Overview
- Interfaces in SysML
  - Ports
  - Interface hierarchy
  - Connecting ports, conjugation
  - Flow properties
  - Item flows
- SKA Interface stereotype



# Overview

- The integrated modelling environment provided by CSM allows interfaces to be precisely defined and communicated in a consistent way
- Interface specifications can be stored in a read only library so both sides use the same definitions
- The model can be used as a tool to check against the ICDs to ensure that all the interfaces have been captured correctly



# SysML – Ports

- Ports are used to represent interfaces
- Two types of port:
  - Full - represents physical parts e.g. an electrical connector
  - Proxy – exposes features of its owning block or parts, allows hierarchy to be defined
- Currently in the consortia model, only proxy ports are used

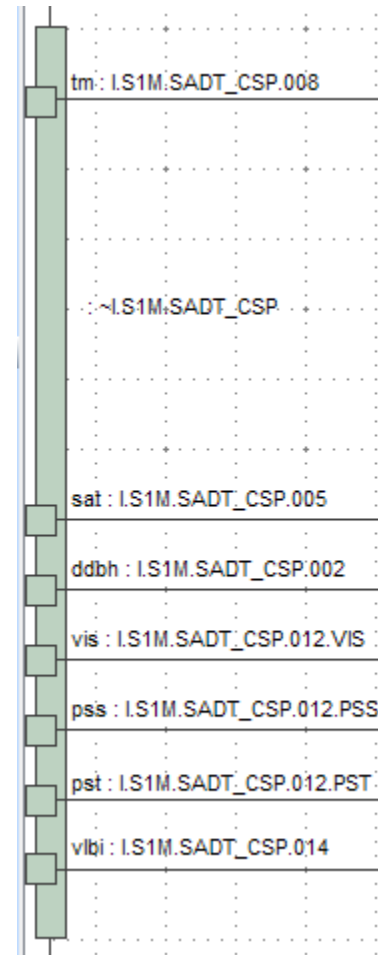
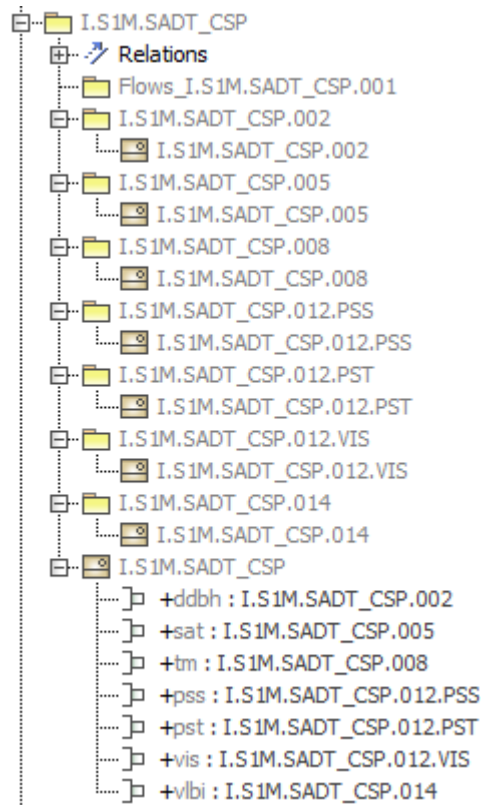


# SysML – Interface hierarchy 1

- Proxy ports are typed by interface blocks (specialised blocks with no internal structure)
- This allows a hierarchy of interface layers to be created and developed as the design progresses
- In the model interfaces are defined in the SKAO Library to ensure consistency



# SysML – Interface hierarchy 2

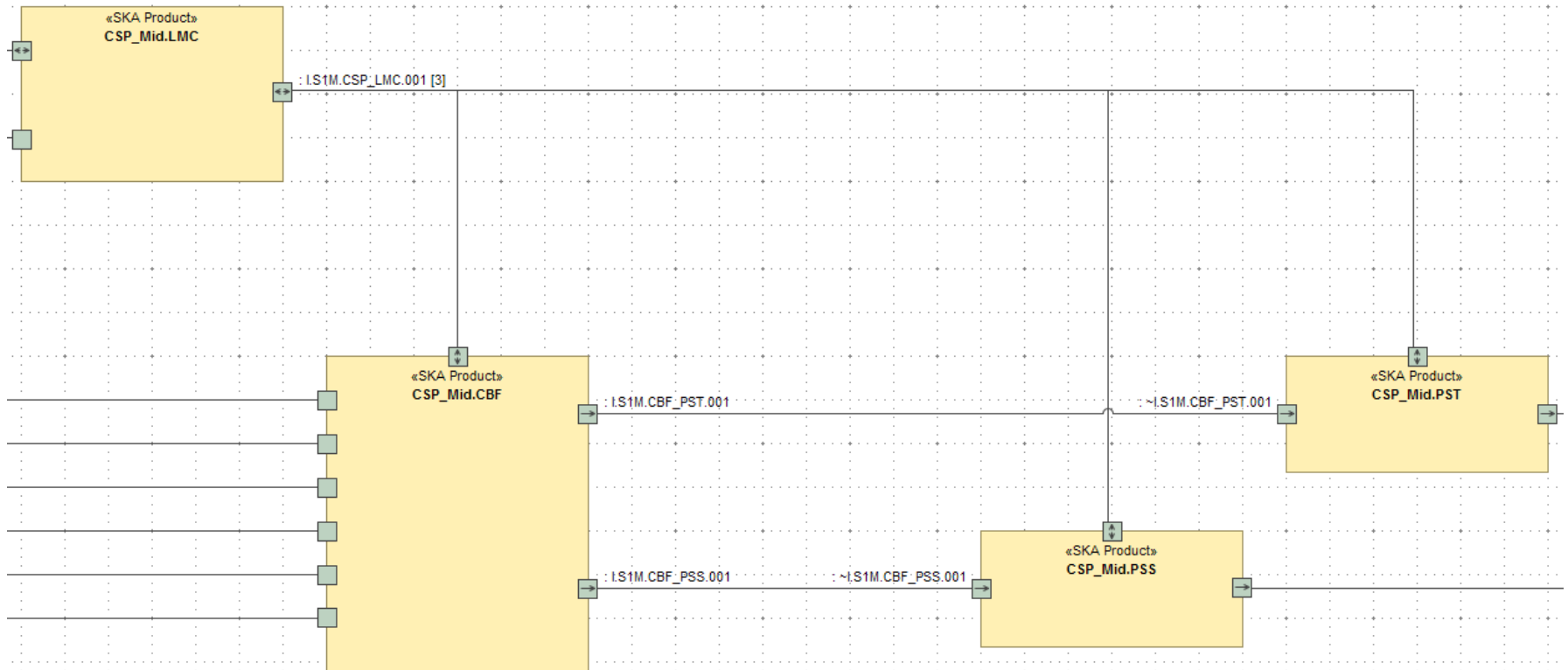


# SysML – Connecting ports 1

- Ports are joined using connectors
- To avoid creating separate specifications for ports which exchange similar items but in opposite directions, a port can be conjugated. Conjugating a port reverses the direction of flow properties and behavioral features.



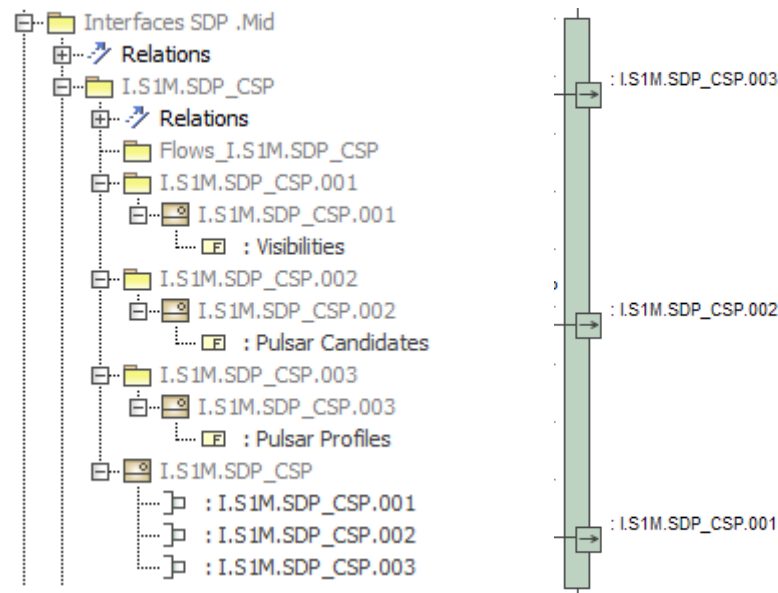
# SysML – Connecting ports





# SysML – Flow properties

- Ports can have associated flow properties which specify what can flow through a port and the direction of that flow

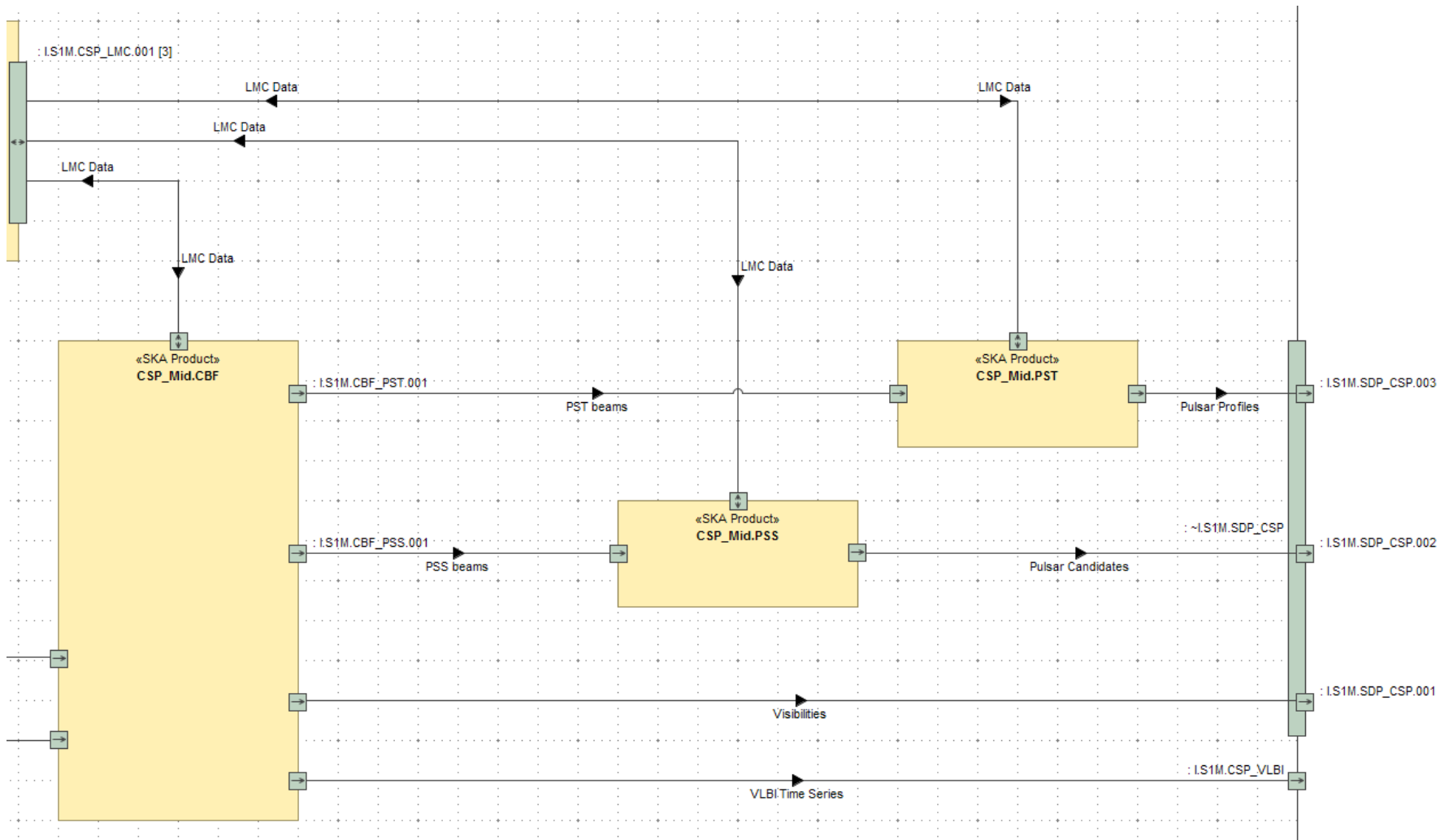


# SysML – Item flows 1

- Item flows specify what is actually flowing along a connector between two ports. For a valid connection the item flow must match or be a generalisation of the flow properties associated with the ports.
- In the model Item Flows are defined in the SKAO Library to help ensure consistency



# SysML – Item flows 2

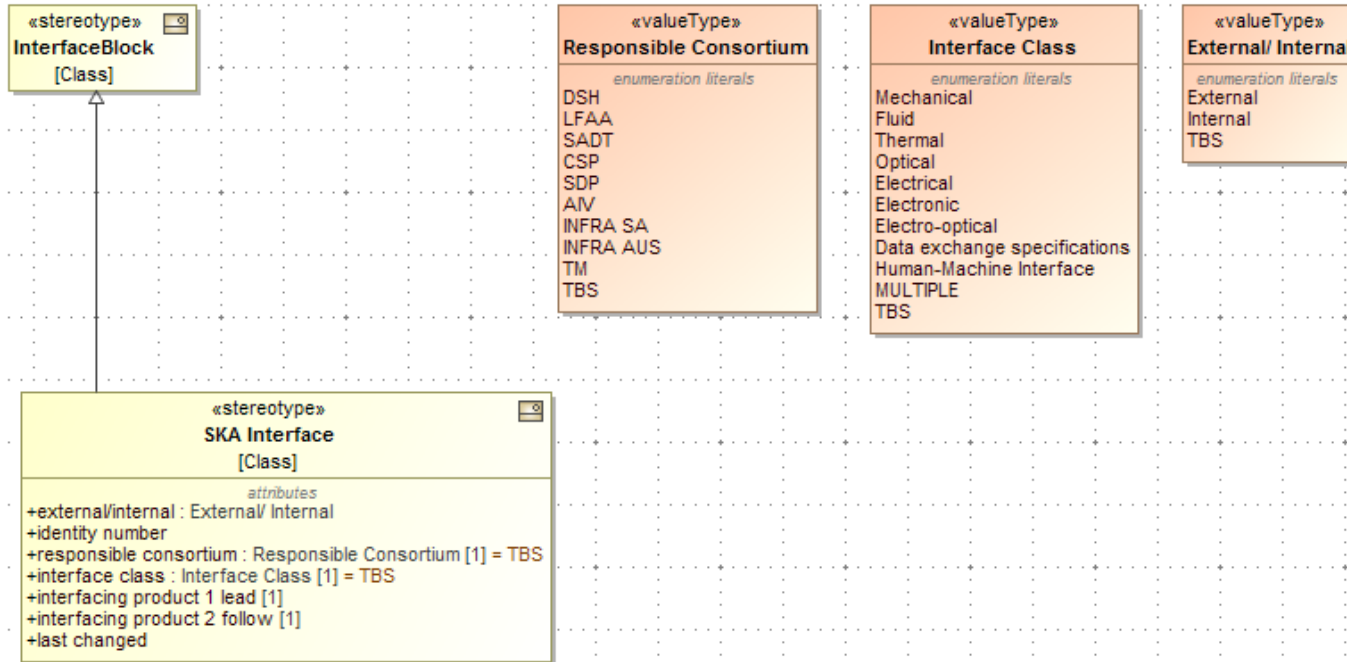


# SKA Interface Stereotype 1

- The model defines an ‘SKA Interface’ stereotype encapsulating a variety of information associated with interfaces including interface class, leading and following parties, identity number etc and can be extended as needed
- The SKA Interface stereotype is applied to all interface blocks defined in the SKA Library



# SKA Interface Stereotype 2



Identity number	I.S1L.CSP_INFRA
Is Encapsulated	<input type="checkbox"/> <undefined>
External/internal	External
Interface class	MULTIPLE
Interfacing product 1 lead	CSP .Low
Last changed	
Responsible consortium	CSP
Interfacing product 2 follow	INFRA .Low



# Questions?



# Points for discussion

- How should the model be used in conjunction with existing ICDs?
  - Creation of N-squared diagrams
  - Using association blocks
  - Adding constraints to support engineering analysis e.g. network capacity and power



# Tip: Multi-valued enumerations

- Multi-valued enumeration properties can be created by setting the property multiplicity to [0..\*]. This saves adding 'MULTIPLE' to the enumeration type.

